
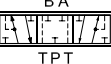
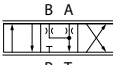

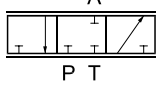
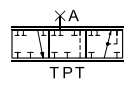
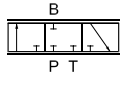
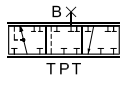
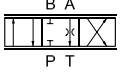
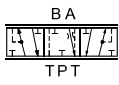


Module selection chart

Standard FC spools

PVB is with LS _{A/B} shuttle valve							Code number 157B...		PVB is without LS _{A/B} shuttle valve						
Press. compensated flow: l/min [US gal/min]							ISO symbol	Symbol	Press. compensated flow l/min [US gal/min]						
F	E	D	C	B	A	AA			AA	A	B	C	D	E	F
130 [34.3]	100 [26.4]	65 [17.2]	40 [10.6]	25 [6.6]	10 [2.6]	5 [1.3]			5 [1.3]	10 [2.6]	25 [6.6]	40 [10.6]	65 [17.2]	100 [26.4]	130 [34.3]
7026	7024	7023	7022	7021	7020	7025	  157-26,10 4-way, 3-position Closed neutral position		7005	7000	7001	7002	7003	7004	7006
7126	7124	7123	7122	7121	7120	7125	  157-27,10 4-way, 3-position Throttled, open neutral position		7105	7100	7101	7102	7103	7104	7106
-	-	-	-	-	-	-	 157-04,10  157-28,10 3-way, 3-position Closed neutral position, P → A		-	7200	7201	7202	7203	7204	-
-	-	-	-	-	-	-	 157-05,10  157-29,10 3-way, 3-position Closed neutral position, P → B		-	-	7301	7302	7303	7304	-
-	7424	7423	7422	7421	-	-	 157-06,10  157-30,10 4-way, 3-position Throttled, A → T in neutral position		-	-	7401	7402	7403	7404	7406